



UBP MONEY MARKET FUND (EURO)

Factsheet | April 05, 2024

FUND CHARACTERISTICS

Legal form	UBP Money Market Fund is a Luxembourg SICAV (Part II of the Luxembourg law of 20/12/2002)
Fund domicile	LUXEMBOURG
SFDR Classification	Art. 6
Currency	EUR
NAV	130.81
Modified Duration	0.27
Yield to maturity	4.00 %
Fund's AUM	EUR 118.74 mio
Track record since	04 February 2000
New sub-manager since	01 January 2013
Minimum investment	-
Subscription	Daily
Redemption	Daily
Price publication	www.swissfunddata.ch
Management fee	0.20 %
Number of holdings	64
ISIN	LU0107157504
Telekurs	1039785
Bloomberg ticker	UBPMMEU LX
Index	ESTR COMPOUNDED INDEX - RI - EUR

The benchmark is for information purposes only. The investment objective does not aim at replicating the benchmark.

SPECIFIC RISKS

Credit risk: The Fund invests in bonds, cash or other money market instruments. There is a risk that the issuer may default. The likelihood of this happening will depend on the creditworthiness of the issuer. The risk of default is usually greatest with bonds that are rated as sub-investment grade.

Liquidity risk: Liquidity risk exists when particular investments are difficult to buy or sell. This can reduce the Fund's returns because the Fund may be unable to transact at advantageous times or prices. Full details of risks are disclosed in the chapter 'Risk Factors' in the prospectus.

Investment in the Fund is not a guaranteed investment. Investment in the Fund is different from an investment in Deposits, with particular reference to the risk that the Principal invested in the Fund is capable of fluctuation.

This Fund does not rely on external support for guaranteeing the liquidity of the Fund or stabilizing the NAV per share.

The risk of loss of the principal is to be borne by the Shareholder.

WAM	WAL
102 days	150 days

Portfolio invested in money market instruments

ABOUT THE FUND

This sub-fund is a variable net asset value MMF. The sub-fund's goal is to achieve similar capital appreciation to the returns offered on the money market, without currency risk.

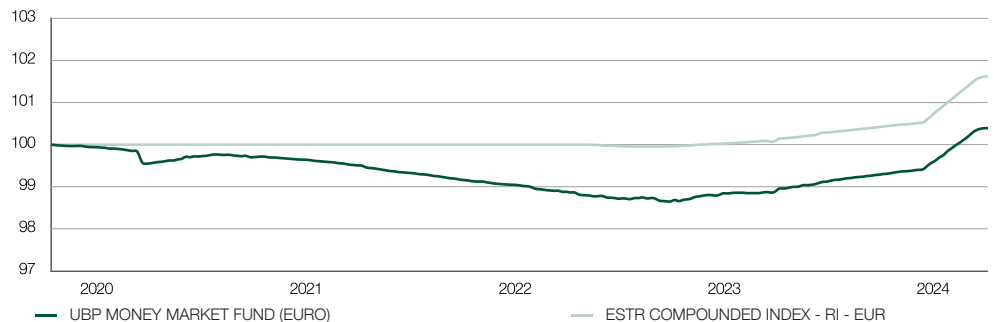
It invests mainly in money market and short-term debt securities in Euro, aiming for liquid instruments and stable issuers. The vehicles invested in can be fixed or floating rate and their credit rating must be at least A-2 or equivalent at the time of investment.

The sub-fund is managed actively so that market opportunities can be capitalised on. The target maturity is below twelve months and interest rate exposure below six months. The maximum weighting per issuer is 10%, except for sovereign issuers with a AAA rating.

The sub-fund's reference currency is Euro.

The sub-fund offers daily liquidity but is not suitable for investors who wish to withdraw their capital before one month. Returns are reinvested.

PERFORMANCE EVOLUTION EUR (NET OF FEES)



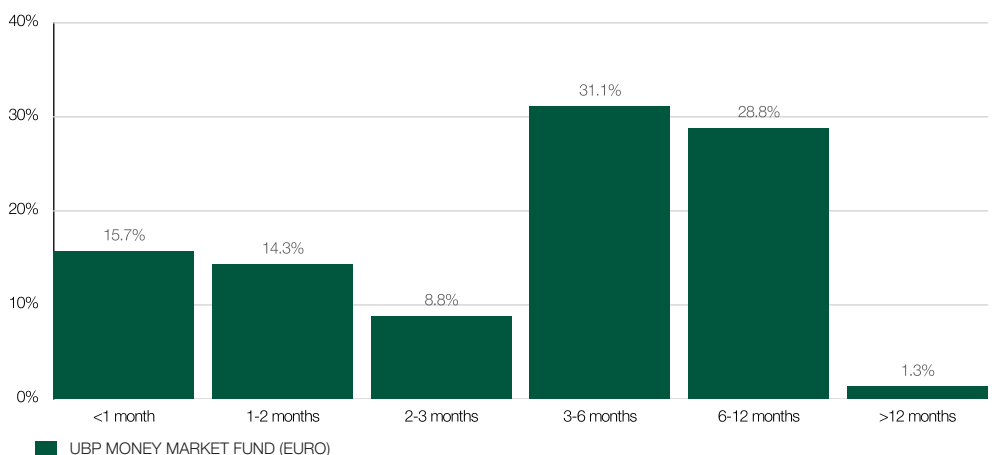
Performance over 10 years or since inception. Source of data: UBP. Exchange rate fluctuations can have a positive or a negative impact on performance. Past performance is not a reliable indicator of future results. The value of investments can fall as well as rise.

PERFORMANCE HISTORY EUR (NET OF FEES)

	29/03/2024 - 05/04/2024	YTD	2023	2022	2021	2020	2019
UBP MONEY MARKET FUND (EURO)	0.06 %	0.97 %	3.05 %	-0.55 %	-0.61 %	-0.34 %	-0.51 %
ESTR COMPOUNDED INDEX - RI - EUR	0.09 %	1.08 %	3.28 %	-0.03 %	-0.49 %	-0.47 %	-0.39 %
	3 months	6 months	1 year	3 years	5 years	10 Years	Since inception
UBP MONEY MARKET FUND (EURO)	0.69 %	1.70 %	3.42 %	3.06 %	2.16 %	0.65 %	30.81 %
ESTR COMPOUNDED INDEX - RI - EUR	0.76 %	1.77 %	3.57 %	4.02 %	3.08 %	1.94 %	43.05 %

Since launch. Source of data: UBP. Exchange rate fluctuations can have a positive or a negative impact on performance. Past performance is not a reliable indicator of future results. The value of investments can fall as well as rise. Past performance figures are stated in the currency of the share class and calculated with dividends reinvested; they are free of ongoing charges. The calculation does not take into account sales commissions and other fees, taxes and applicable costs to be paid by the investor. For example, with an investment of EUR 100, the actual investment would amount to EUR 99 in the case of an entrance fee of 1%. At investor level, additional costs may also be incurred (e. g. front-end load or custody fee charged by the financial intermediary).

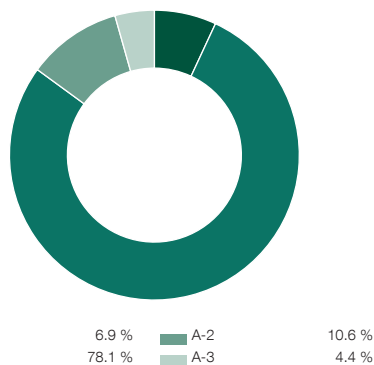
MATURITY BREAKDOWN



Source of data: UBP

UBP MONEY MARKET FUND (EURO)

RATING ALLOCATION



Source of data: UBP

MAIN HOLDINGS

Asset	Country	Coupon	Maturity	Weight
SWEDBANK AB	SE	0.3%	09.10.2024	3.3%
BANCO SANTANDER SA	ES	4.9%	05.05.2024	3.1%
ABN AMRO BANK NV	NL	4.3%	10.01.2025	3.0%
HSBC HOLDINGS PLC	GB	0.9%	06.09.2024	2.9%
SOCIETE GENERALE SA	FR	4.4%	13.01.2025	2.6%
SUMITOMO MITSUI FINANCIAL	JP	0.5%	30.05.2024	2.5%
TORONTO-DOMINION	CA	4.4%	20.01.2025	2.3%
WELLS FARGO & CO	US	2.1%	04.06.2024	2.3%
BOOKING HOLDINGS INC	US	2.4%	23.09.2024	2.2%
BANK OF AMERICA CORP	US	2.4%	19.06.2024	2.2%

Source of data: UBP

ADMINISTRATION

Management Company

UBP Asset Management (Europe) S.A., 287-289, route d'Arlon, L-1150 Luxembourg

General distributor, Swiss representative and Swiss paying agent

Union Bancaire Privée, UBP SA, 96-98 rue du Rhône, CH-1211 Geneva 1

Administrative agent, registrar and transfer agent

CACEIS Bank Luxembourg Branch, 5, allée Scheffer, L-2520 Luxembourg

Custodian bank

BNP Paribas S.A. Luxembourg Branch
60 avenue J.F. Kennedy, L-1855 Luxembourg

Auditor

Deloitte Audit S.à.r.l, 20 Boulevard de Kockelscheuer, L-1821 Luxembourg

Legal form

UBP Money Market Fund is a Luxembourg SICAV (Part II of the Luxembourg law of 20/12/2002)

REGISTRATION AND DOCUMENTATION

Countries where Distribution is Authorised

Luxembourg and Switzerland.

Registered Office

UBP Asset Management (Europe) S.A., 287-289, route d'Arlon, L-1150 Luxembourg

Representative

Switzerland

Union Bancaire Privée, UBP SA, 96-98 rue du Rhône, CH-1211 Genève 1

GLOSSARY

Benchmark

Index used as basis for measuring the performance of an investment fund. Also called reference index or comparison index.

Derivatives

Derivatives are financial instruments whose prices depend on the price movements in a reference variable, known as the underlying. Underlying assets may be shares, equity indices, government bonds, currencies, interest rates, commodities like wheat and gold, or also swaps. Derivative financial instruments may be unconditional forward transactions or they may be options. They are traded either on futures and options exchanges on standardised terms, or over-the-counter (OTC) on freely negotiated terms. Changes in the price of the underlying lead in certain situations to considerably higher price fluctuations in the derivative. Derivatives can be used to hedge against financial risks, to speculate on price changes (trading) or to take advantage of price differences between markets (arbitrage).

Duration

Duration is the average time to payout. This key figure is used to measure the influence of interest rate movements on the price of a bond or bond fund. Duration is defined in years (e.g. 3-year duration means that the value of a bond would increase by 3% if interest rates fall by 1% and vice versa).

High-yield bond

Bonds with high interest rates and high risk exposure. The issuers of such securities are often companies with a low credit rating.

High-yield fund

A fund for high-yield bonds (i.e. bonds with low credit ratings).

Investment grade

A rating provides information about the creditworthiness of a debtor. The higher the rating, the less likely the debtor is to default. A distinction is made between high-quality (investment grade) and speculative bonds (high-yield or junk bonds). For investment-grade bonds, Standard & Poor's issues ratings from AAA to BBB, while Moody's ratings range from Aaa to Baa.

Credit default swap (CDS)

A credit default swap (CDS) is a kind of insurance against the risk of credit default. Upon conclusion of a credit default swap agreement, the protection seller pledges himself to pay compensation to the protection buyer if a specified credit event occurs (eg default or late payment). In return, the protection seller receives a premium. The amount of the CDS premium depends primarily on the creditworthiness of the reference debtor, the definition of the credit event and the maturity of the contract.

WAM

Weighted average maturity means the average length of time to legal maturity or, if shorter, to the next interest rate reset to a money market rate, of all of the underlying assets in the Fund reflecting the relative holdings in each asset.

WAL

Weighted average life means the average length of time to legal maturity of all of the underlying assets in the Fund reflecting the relative holdings in each asset.

THIS IS A MARKETING DOCUMENT. It reflects the opinion of Union Bancaire Privée, UBP SA or any entity of the UBP Group (hereinafter "UBP") as of the date of issue. It is not intended for distribution, publication, or use in any jurisdiction where such distribution, publication, or use would be unlawful, nor is it directed at any person or entity at which it would be unlawful to direct such a document. This document has been made on a best-effort basis, is furnished for information purposes only and does not constitute an offer or a recommendation to purchase or sell any security, unless otherwise provided for in the present disclaimer. The opinions herein do not take into account individual investors' circumstances, objectives, or needs. Each investor must make his own independent decisions regarding any securities or financial instruments mentioned herein. Before entering into any transaction, each investor is urged to consider the suitability of the transaction in relation to his particular circumstances and to independently review, with professional advisors as necessary, the specific risks incurred, in particular at financial, regulatory and tax levels.

The information and analysis contained herein has been based on sources believed to be reliable. However, UBP does not guarantee its timeliness, accuracy, or completeness, nor does it accept any liability for any loss or damage resulting from its use. All information and opinions are subject to change without notice. **PAST PERFORMANCE IS NO GUARANTEE OF CURRENT OR FUTURE RETURNS.** This document has not been produced by UBP's financial analysts and is not to be considered as financial research. The investments mentioned herein may be subject to risks that are difficult to quantify and to integrate into the valuation of investments. The present document constitutes neither an offer nor a solicitation to subscribe for shares in the fund(s) or sub-fund(s) mentioned, in any jurisdiction where such an offer or solicitation would not be authorised, or to any person to whom it would be unlawful to make such an offer or solicitation. It does not replace the prospectus or any other legal documents that can be obtained free of charge from the registered office of the funds.

Any subscriptions not based on the fund's latest prospectus, KIID or annual or semi-annual reports shall not be acceptable. This document is confidential and intended only for the use of the person to whom it was delivered. This document may not be reproduced (in whole or in part) or delivered to any other person without the prior written approval of UBP. The Swiss representative and paying agent is Union Bancaire Privée, UBP SA, 96-98, rue du Rhône, P.O. Box 1320, 1211 Geneva 1, Switzerland (UBP). The prospectus, articles of association, KIID and annual and semi-annual reports may be obtained free of charge from UBP as well as from UBP Asset Management (Europe) SA, 287-289 route d'Arlon, 1150 Luxembourg, Grand Duchy of Luxembourg. In Switzerland, UBP is authorised and regulated by the Swiss Financial Market Supervisory Authority (FINMA); in the United Kingdom, it is authorised by the Prudential Regulation Authority (PRA) and regulated by the Financial Conduct Authority (FCA).

Source of data: UBP